



Spring Hunt

For Kids Ages 4 and Up


CIK015-EC-SPR

© 2020 Benecomms

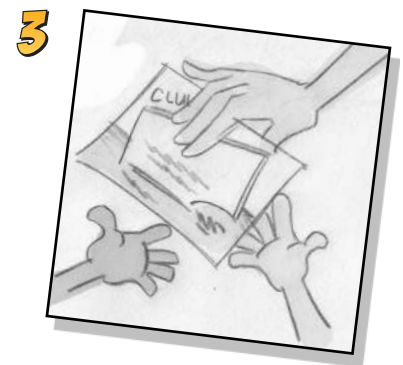
8 MINUTE SETUP :



1. Print this PDF. Clues print two to a page. Cut the pages in half then hide the clues according to instructions at the bottom of each.



2. The answer key (last page) tells you where to hide treasure, which can be anything (\$, stickers, tickets, cupcakes).



3. Keep the answer key with you in case the kids need help solving a clue. Give the kids clue # 1 and away they go!

TIPS:

* Write a kid's name atop each clue to discourage squabbles. Assign trickier clues to older kids, easier to younger, and activity clues to everyone.

* If any clue hiding place (bike, PJs, etc.) does not exist in the home, simply pocket that clue. When the time comes, tell the kids to do an activity to get it (i.e. jumping jacks).

Happy Hunting!



CLUE #1

NAME: _____

Color the picture using the key to reveal an object (where your next clue is hidden)!

Key:

Y = Yellow G = Green
R = Red B = Black



HUNT LEADER: Give this clue to the kids to begin their hunt.



© 2020 Benecomms


NAME: _____

CLUE #2

Decode the message below to find your next clue!



Key:



HUNT LEADER: Hide this clue with an umbrella.

© 2020 Benecomms

CLUE #3

NAME: _____


Use the hints to list the spring words; the location of your next clue is spelled in the boxes below!

A daffodil "seed": _ _ _ B

Mother's Day month:

A caterpillar with wings: _ _ _ _ _ _ _ _ Y

To sleep through winter: _ B _ _ _ _ _ E



HUNT LEADER: Hide this clue near the doorbell.




© 2020 Benecomms

NAME: _____

CLUE #4

Decipher the secret code to find the location of your next clue!

Look in the kitchen sink



HUNT LEADER: Hide this clue in a bath.

© 2020 Benecomms


CLUE # 5

NAME: _____

Solve the math problems, then use the key to decode the location of your next clue!

$1 \times 2 =$	$3 \times 2 =$	$10 \times 2 =$	$2 \times 2 =$
—	—	—	—

$6 \times 2 =$	$6 \times 1 =$	$5 \times 4 =$
—	—	—



Key:

6 = A 2 = B 8 = F 20 = T 16 = E
39 = R 12 = M 4 = H 5 = O 47 = W

HUNT LEADER: Hide this clue in the kitchen sink.




© 2020 Benecomms

NAME: _____

CLUE # 6

Do the dare below to receive your next clue!

Run around the home or yard,
from one plant to another,
buzzing like a bee!



HUNT LEADER: Hide this clue under a bath mat.

© 2020 Benecomms

CLUE # 7

NAME: _____

Find the hidden object in the scene below to find the location of your next clue.



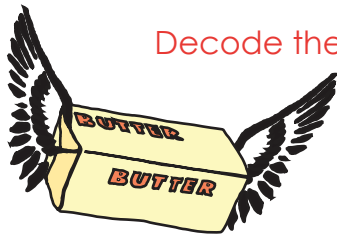
HUNT LEADER: Keep this clue with you, give it to the kids after they run, buzzing like a bee.


© 2020 Benecomms



NAME: _____



CLUE 8

Decode the riddle pictures and spell spring words, then the boxes will spell the location of your next clue!



_____ _ Y 2 

 +  _____ I P _____

L _____ B _____ _____  + 



HUNT LEADER: Hide this clue with a toothbrush.


© 2020 Benecomms

CLUE #9

NAME: _____

Do the dare below to receive your next clue!

Find a large, clear space on the grass or carpet and do your best cartwheel!



HUNT LEADER: Hide this clue with or near a flag.



© 2020 Benecomms

NAME: _____

CLUE #10

Use the key with the answer to the last math question, and you will find the location of your next clue!



How many bunnies are above? =

How many chicks are above? =

How many butterflies are above? =

How many total animals are above? =

Key:

4 = Blocks

6 = Rubber Duckie

7 = Socks

12 = Toothbrush

10 = Slippers



HUNT LEADER: Keep this clue with you, give to the kids after they do their best cartwheel.


© 2020 Benecomms

CLUE #11

NAME: _____

Decipher the secret code below to find the location of your next clue!

Look In A Laundry Basket



HUNT LEADER: Hide this clue in a child's sock drawer.




NAME: _____

CLUE #12

Complete the activity below to receive your treasure!

Ask the hunt leader which
"spring cleaning" activity you
can do to win your treasure!



HUNT LEADER: Hide this clue in a laundry basket.

ANSWER KEY

Keep this with you in case the children need help solving clues

- Clue 1 Answer: Umbrella
- Clue 2 Answer: Doorbell
- Clue 3 Answer: Bath
- Clue 4 Answer: Kitchen Sink
- Clue 5 Answer: Bath Mat
- Clue 6 Activity: Run Around Buzzing Like A Bee
- Clue 7 Answer: Toothbrush
- Clue 8 Answer: Flag
- Clue 9 Activity: Do A Cartwheel
- Clue 10 Answer: Socks
- Clue 11 Answer: In A Laundry Basket
- Clue 12 Answer: Give The Kids The Treasure After They Complete A Spring Cleaning Task Of Your Choice



© 2020 Benecomms

This treasure hunt is one of several created by Benecomms for organizations who are supporting efforts to feed hungry families while schools are shut down.

To find more organizations to support, and more treasure hunts to download, visit

<http://benecomms.io/treasurehunts>

Thank you.



BENECOMMS
PR + MARKETING

© 2020 Benecomms